

ORDER FORM



ALBUMS - Albums contain 96 pages and at least 120 photographs, together with large scale maps and other details of local history interest. All publications are bound in attractive glossy hard covers, unless otherwise stated.

PRICES - ALBUMS hardback - unless otherwise stated £18.95 see below for postage

POSTAGE - Personal orders - 2nd class
1st class
Overseas
POST FREE
£1.85 per book
At cost

Trade orders - UK (5 books or more)
UK (4 books or less)
POST FREE
£1.35 per book

Overseas - Europe, SurfaceMail and Air Mail elsewhere
See website for postal charges

PAYMENT - Please enclose a cheque with your order made payable to Middleton Press or complete the details below if you wish to pay by credit/debit card, alternatively you can order on line www.middletonpress.co.uk

Cheque Postal Order or Card details below

Visa
Mastercard

Card expiry date ____/____ 3 digit security number _____

NAME (as it shows on the card)

ADDRESS

..... POST CODE

PHONE NUMBER (daytime)

ORDER -

Title _____ ISBN: _____

Title _____ ISBN: _____

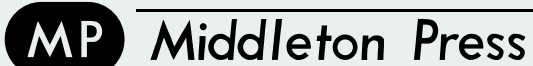
Title _____ ISBN: _____

Title _____ ISBN: _____

Title _____ ISBN: _____

PHONE NUMBER (daytime) _____ Order value: £ _____

Customer Signature _____





Easebourne Lane, Midhurst, West Sussex. GU29 9AZ
Tel: 01730 813169 Fax: 01730 812601

Email: info@middletonpress.co.uk www.middletonpress.co.uk



NEW -



Reprints -

UTTOXETER TO BUXTON

AMBERGATE TO BUXTON

ILKESTON TO

CHESTERFIELD

WYMONDHAM TO WELLS

BATH TO

EVERGREECH JN

BRANCH LINES OF

WEST WILTSHIRE

BRANCH LINES AROUND

LOWESTOFT

CARISLE TO HAWICK

BRANCH LINES

AROUND MARCH

ST. ALBANS TO BEDFORD

BRANCH LINES TO

TORRINGTON

DIDCOT TO WINCHESTER

HEXHAM TO HAWICK

BATH GREEN PARK

TO BRISTOL

CHESTERFIELD TO LINCOLN

BRANCH LINES

EAST OF NORWICH

BRANCH LINE TO

ILFRACOMBE

GREAT RAILWAY ARMCHAIR JOURNEYS

**RAILWAY
LEAFLET**
FULL BROCHURE UPON REQUEST

EVOLVING THE
ULTIMATE RAIL ENCYCLOPEDIA
INTERNATIONAL

JANUARY - MARCH 2021

..... follow our latest news on twitter & facebook -



NEW Published 30 January

ALNMOUTH TO BERWICK

**INCLUDING THE SEAHOUSES AND TWEED DOCK BRANCHES
Roger Darsley and Dennis Lovett**

In 1850 the completion of the Royal Border Bridge, linking the two banks of the River Tweed, was the final piece of the jigsaw that saw the East Coast Main Line link London with Edinburgh. The line covers several intermediate stations that were closed during the 1950s. The Seahouses and Tweed Harbour branches provide interesting studies of lines serving East Coast harbours.

NEW Published 27 March

NOTTINGHAM TO MANSFIELD

**THE MR & GNR ROUTES TO TODAY
Vic Mitchell and Keith Smith**

This is the ninth and last volume in our popular series on railways to Nottingham and it contains two of three main lines that ran close together. Unusually, it starts with four views of the biggest station, all created before photography started.

Reprints available to order now

**HULL TO HORNSEA * WYMONDHAM TO WELLS * BRANCH LINES OF WEST WILTSHIRE
CARISLE TO HAWICK * BRANCH LINES AROUND LOWESTOFT
CHESTERFIELD TO LINCOLN * BRANCH LINES EAST OF NORWICH
BRANCH LINE TO ILFRACOMBE * ILKESTON TO CHESTERFIELD**

Unfortunately, due to delays with our printers, we were unable to print some of the titles listed below last quarter. These will now be available by the end of March

**HEXHAM TO HAWICK * BATH GREEN PARK TO BRISTOL * UTTOXETER TO BUXTON
AMBERGATE TO BUXTON * BATH TO EVERGREECH JN * BRANCH LINES AROUND MARCH
ST. ALBANS TO BEDFORD * BRANCH LINES TO TORRINGTON * DIDCOT TO WINCHESTER**



www.middletonpress.co.uk E:sales@middletonpress.co.uk T:01730 813169

Each album takes you on a journey between the towns listed or to the branch terminus.

At each station, the pictures are in date order to give you a historical tour.

**INDEX
TO
STATIONS**

in

MP
albums

visit our website and view **QUICK DOWNLOADS**".

Or just telephone us with the name of your favourite station and the correct album will soon be revealed.

www.middletonpress.co.uk

Here is our list of **RAILWAY** titles. Please check current availability by looking at www.middletonpress.co.uk or by telephoning us. Also available are our **Bradshaws**, **Tramways**, **Trolleybus**, **Military** and **Coastal** series. Please request a full brochure for further details.

to use the **INDEX TO STATIONS**
please visit our website and view "QUICK DOWNLOADS"

- A**
Abergavenny to Merthyr C 91 8
Aberlillery & Ebbw Vale Lines D 84 5
Aberystwyth to Carmarthen E 90 1
Alhallowts - Branch Line to A 62 8
Almonthow to Brerking G 50 0
Alton - Branch Lines to A 11 6
Ambergate to Buxton G 28 9
Ambergate to Mansfield G 39 5
Andover to Southampton A 82 6
Ascot - Branch Lines around A 64 2
Ashturton - Branch Line to B 95 4
Ashford - Steam to Eurostar B 67 1
Ashford to Dover A 48 2
Austrian Narrow Gauge D 04 3
Avonmouth - BL around D 42 5
Aylesbury to Rugby D 91 3
- B**
Baker Street to Uxbridge D 90 6
Bala to Llandudno E 87 1
Banbury to Birmingham D 27 2
Banbury to Cheltenham E 63 5
Bangor to Holyhead F 01 7
Bangor to Portmadoc E 72 7
Barking to Southend C 80 2
Barnmouth to Pwllheli E 53 6
Barry - Branch Lines around D 50 0
Barlow - Branch Lines to F 27 7
Basingstoke to Salisbury A 89 4
Bath Green Park to Bristol C 36 9
Bath to Evercech Junction A 60 4
Beamish 40 years on rails E 94 9
Bedford to Wellingborough D 31 9
Berwick to Drem F 64 2
Berwick to St. Boswells F 75 8
Bham to Tamworth & Nuneaton F 63 5
Birkenhead to West Kirby F 61 1
Birmingham to Wolverhampton E 25 3
Blackburn to Hellifield F 95 6
Bletchley to Rugby E 07 9
Bodmin - Branch Lines around B 83 1
Boston to Lincoln F 80 2
Bournemouth to Evercech Jn A 46 8
Bournemouth to Weymouth A 57 4
Bradshaw's History F18 5
Bradshaw's Rail Times 1850 F 13 0
Branch Lines series - see town names
Brecon to Neath D 43 2
Brecon to Newport D 16 6
Brecon to Newtown E 06 2
Brighton to Eastbourne A 16 1
Brighton to Worthing A 03 1
Bristol to Taunton D 03 6
Bromley South to Rochester B 23 7
Bromsgrove to Birmingham D 87 6
Bromsgrove to Gloucester D 73 9
Broxbourne to Cambridge F16 1
Brunel - A railtour D 74 6
Bude - Branch Line to B 29 9
Burnham to Evercech Jn B 68 0
Buxton to Stockport G 32 6
- C**
Cambridge to Ely D 55 5
Canterbury - BLs around B 58 9
Cardiff to Downlas (Cae Harris) E 47 5
Cardiff to Pontypridd F 95 6
Cardiff to Swansea E 42 0
Carlisle to Wigan E 85 7
Carmarthen to Fishguard E 66 6
Catenham & Tattenham Corner B251
Central & Southern Spain NG E 91 8
Chard and Yeovil - BLs a C 30 7
Charing Cross to Darford A 75 8
Charing Cross to Orpington A 96 3
Cheddar - Branch Line to B 90 9
Cheltenham to Andover C 43 7
Cheltenham to Redditch D 81 4
Chesterfield to Lincoln G 21 0
Chester to Birkenhead F 21 5
Chester to Manchester F 51 2
Chester to Rhyd E 93 2
Chester to Warrington F 40 6
Chichester to Portsmouth A 14 7
Clacton and Walton - BLs to F 04 8
Clapham Jn to Beckenham Jn B 36 7
Cleobury Mortimer - BLs at E 18 5
Clevedon & Portishead - BLs to D180
- Newcastle to Alnmouth G 36 4
Newcastle to Hexham D 69 2
New Mills to Sheffield G 44 9
Newport (IDW) - Branch Lines to A 26 0
Newquay - Branch Lines to C 71 0
Newton Abbot to Plymouth C 60 4
Newton to Abergystwyth E 41 3
Northampton to Peterborough F 92 5
North East German NG D 44 9
Northern Alpine Narrow Gauge F 37 6
Northern Spain Narrow Gauge G 75 8
Northern London Line B 94 7
North of Birmingham F 55 0
North of Gimsby - Branch Lines G 09 8
North Woolwich - BLs around C 65 9
Nottingham to Boston F 70 3
Nottingham to Kirby Benliff G 38 8
Nottingham to Lincoln F 43 7
Nottingham to Mansfield G 52 4
Nuneaton to Loughborough G 08 1
- O**
Ongar - Branch Line to E 05 5
Opington to Tonbridge B 03 9
Oswestry - Branch Lines around E 60 4
Oxford to Whitechurch E 81 9
Oxford to Bletchley D 57 9
Oxford to Moreton-in-Marsh D 15 9
- P**
Paddington to Ealing C 37 6
Paddington to Princes Risborough C819
Padstow - Branch Line to B 54 1
Peebles Loop G 19 7
Pembroke and Cardigan - BLs to F 29 1
Peterborough to Kings Lynn E 32 1
Peterborough to Lincoln F 89 5
Peterborough to Newark F 72 7
Plymouth - BLs around B 98 5
Plymouth to St. Austell C 63 5
Pontypool to Mountain Ash D 65 4
Pontypridd to Merthyr F 14 7
Pontypridd to Port Talbot E 86 4
Portmadoc 1954-94 - BLa B 31 2
Portmadoc 1923-46 - BLa B 13 8
Portsmouth to Southampton A 31 4
Portugal Narrow Gauge E 67 3
Potters Bar to Cambridge D 70 8
Preston to Blackpool G 16 6
Princes Risborough - BL to D 05 0
Princes Risborough to Banbury C 65 7
- R**
Railways to Victoria C 16 1
Reading to Basingstoke B 27 5
Reading to Didcot C 79 6
Reading to Guildford A 47 5
Redhill to Ashford A 73 4
Return to Blaenau 1970-82 C 64 2
Rhyd to Bangor F 15 4
Rhymydd & New Tredegar Lines E 48 2
Rickmansworth to Aylesbury D 61 6
Romania & Bulgaria NG E 23 9
Romneyrail C 32 1
Ross-on-Wye - BLs around E 30 7
Ruabon to Barmouth E 84 0
Rugby to Birmingham E 37 6
Rugby to Stafford F 07 9
Rugley to Stoke-on-Trent F 90 1
Ryde to Ventnor A 19 2
- S**
Salisbury to Westbury B 39 8
Salisbury to Yeovil B 06 0
Sardinia and Sicily Narrow Gauge F 50 5
Saxmundham to Yarmouth C 69 7
Saxony & Baltic Germany Revisited F 71 0
Saxony Narrow Gauge D 47 0
Scunthorpe to Doncaster G 34 0
Seaton & Sidmouth - BLs to A 95 6
Seisey - Branch Line to A 04 8
Sheerness - Branch Line to B 16 2
Sheffield towards Manchester G 18 0
Shenfield to Ipswich E 96 3
Shrewsbury - Branch Line to A 86 4
Shrewsbury to Chester E 70 3
Shrewsbury to Crewe F 48 2
Shrewsbury to Ludlow E 21 5
Shrewsbury to Newtown E 29 1
Sirhowy Valley Line E 12 3
Sittingbourne to Ramsgate A 90 1
Skegness & Mablethorpe - BL to F 84 0
Slough to Newbury C 56 7
South African Two-foot gauge E 51 2
Southampton to Bournemouth A 42 0
Southend & Southminster BLs E 76 5
Southern Alpine Narrow Gauge F 22 2
Southern France Narrow Gauge C 47 5
South London Line B 46 6
- T**
Talylyn 60 E 87 7
Tamworth to Derby F 75 5
Taunton to Barnstaple B 60 2
Taunton to Exeter C 82 6
Taunton to Minehead F 39 0
Tavistock to Plymouth B 88 6
Tenterden - Branch Line to A 21 5
Three Bridges to Brighton A 35 2
Tilbury Loop C 86 4
Tiverton - BLs around C 62 8
Tretwell to Beccles D 41 8
Tonbridge to Hastings A 44 4
Tourist - Branch Lines to B 37 4
Tourist Railways of France G 04 3
Towcester - BLs around E 39 0
Tunbridge Wells BLs A 32 1
- U**
Upwell - Branch Line to B 64 0
Utteter to Macclesfield G 05 0
Utteter to Buxton G 33 3
- V**
Victoria to Bromley South A 98 7
Victoria to East Croydon A 40 6
Vivaraits Revisited E 08 6
- W**
Walsall Routes F 45 1
Wantage - Branch Line to D 25 8
Wareham to Swanage 50 yrs D 09 8
Waterloo to Windsor A 54 3
Waterloo to Woking A 38 3
Watford to Leighton Buzzard D 45 6
Wellington to Leicester F 73 4
Welsphool to Llantfair E 49 9
Wenford Bridge to Fowey C 09 3
Wesbury to Bath B 55 8
Wesbury to Taunton C 76 5
West Cornwall Mineral Rlys D 48 7
West Croydon to Epsom B 08 4
West German Narrow Gauge D 93 7
West London - BLs of C 50 5
West London Line B 84 8
West Wiltshire - BLs of D 12 8
Weymouth - BLs A 65 9
Willesden Jn to Richmond B 71 8
Wimbledon to Beckenham C 58 1
Wimbledon to Epsom B 62 6
Wirkswore - BLs around A 97 0
Wirksworth - Branch Lines to G 10 4
Wisbech - BLs around C 01 7
Witham & Kelvedon - BLs a E 82 6
Woking to Portsmouth A 25 3
Woking to Southampton A 55 0
Wolverhampton to Shrewsbury E 44 4
Wolverhampton to Stafford F 79 6
Worcester to Birmingham D 97 5
Worcester to Hereford D 38 8
Worthing to Chichester A 06 2
Wrexham to New Brighton F 47 5
Wroxham - BLs around F 31 4
- Y**
Yeovil - 50 yrs change C 38 3
Yeovil to Dorchester A 76 5
Yeovil to Exeter A 91 8
York to Scarborough F 23 9